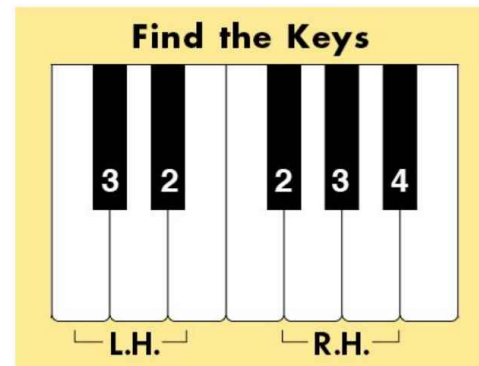
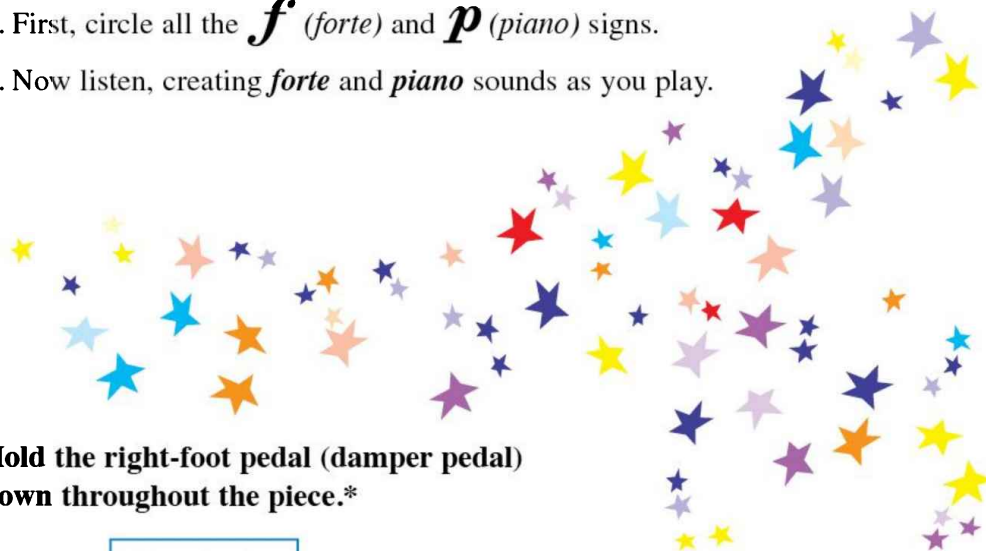


Artistry Magic!

Artistry means playing the music with expression or feeling. Think of painting a musical picture!

1. First, circle all the *f* (*forte*) and *p* (*piano*) signs.
2. Now listen, creating *forte* and *piano* sounds as you play.




Hold the right-foot pedal (damper pedal) down throughout the piece.*

Start in the **MIDDLE** of the piano.

All the Stars Are Shining

| | | |
|---|--|--|
| <p>R.H.</p> | <p>R.H.</p> | <p>Repeat playing softly!</p> |
| <p>All the stars are shin - ing Who could ev - er count them?</p> | <p>in the sum - mer Nei - ther you nor</p> | <p>sky. (2 - 3 - 4) I. (2 - 3 - 4)</p> |
| <p><i>f-p</i> on repeat</p> <p>L.H.</p> | | <p>L.H.</p> |

*Note to Teacher: The teacher may depress the pedal for the student if he/she cannot reach.



L.H. *f* Stars in

Play fingers together.

Play fingers together.

R.H.

clus - ters

L.H. *p* far a

R.H.

way. (2 - 3 - 4)



R.H. *f* Twin - kle at us from the Milk - y

L.H.

Play both hands together.

2

Way.

| | | |
|--------------------------------------|--------------------------------------|-----------------------------------|
| <p><i>f</i></p> <p>1 - 2 - 3 - 4</p> | <p><i>p</i></p> <p>1 - 2 - 3 - 4</p> | <p><i>as soft as possible</i></p> |
|--------------------------------------|--------------------------------------|-----------------------------------|



How was your **technique**?
 firm fingertips ____
 rounded hand ____

How was your **artistry**?
forte sounds ____
piano sounds ____