

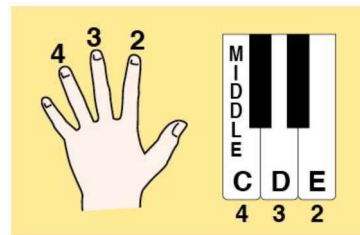


**Technique Secret: rounded hand shape**

Do *Blooming Flowers* (p. 4) as your daily warm-up.

MON. \_\_\_ TUES. \_\_\_ WED. \_\_\_ THUR. \_\_\_ FRI. \_\_\_ SAT. \_\_\_ SUN. \_\_\_

A good pianist recognizes **musical patterns**.  
This left-hand musical pattern moves **DOWN** the keyboard.



Start in the **MIDDLE** of the piano.

**L.H.**

*mf*

Mer - ri - ly I move down,

Move **DOWN** to next *lower* E.

**L.H.**

Mer - ri - ly I move down,

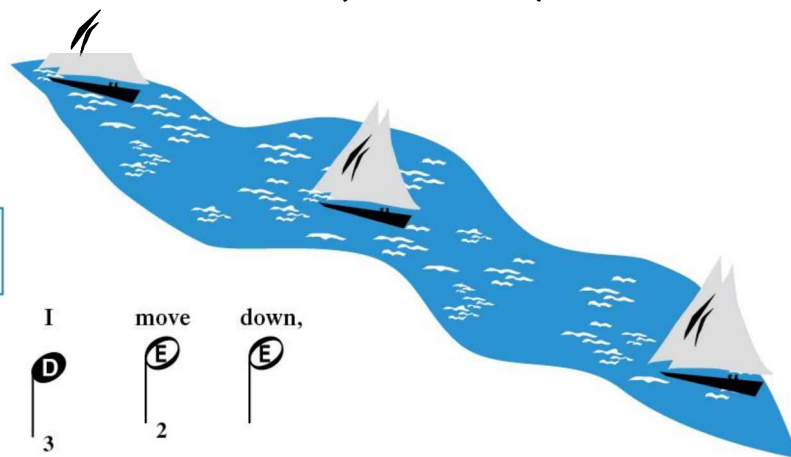
Move **DOWN** to next *lower* E.

**L.H.**

Mer - ri - ly I move down.

# Merrily I Move Down

(for L.H. alone)



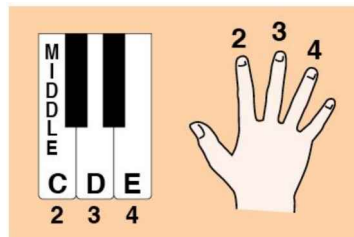
**Note to Teacher:** The student should not be required to play legato at this point.



### Technique Secret: rounded hand shape

Do *Blooming Flowers* (p. 4) as your daily warm-up.

MON. \_\_\_ TUES. \_\_\_ WED. \_\_\_ THUR. \_\_\_ FRI. \_\_\_ SAT. \_\_\_ SUN. \_\_\_



1. Which hand plays this pattern? \_\_\_\_\_
2. Is this pattern the same as the L.H. pattern? \_\_\_\_\_
3. Is this pattern moving up or down the piano? \_\_\_\_\_

## Merrily I Move Up (for R.H. alone)

Move **UP** to next *higher* E.

R.H.

Mer - ri - ly I move up.

Move **UP** to next *higher* E.

R.H.

Mer - ri - ly I move up,

Start in the **MIDDLE** of the piano.

*mf* R.H.

musical pattern

Mer - ri - ly I move up,

