

based on Lesson Book p. 23

DAY 2: Mozart's Five Names

Notice the R.H. shifts up to Treble C at measure 5.

**DON'T
PRACTICE
THIS!**

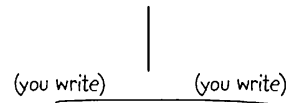
Musical score for Day 2, "Mozart's Five Names". The score is in 4/4 time and consists of two systems. The first system starts with a treble clef and a dynamic marking of *mf*. The melody is: Wolf - gang A - ma - de - us was his name. The bass line consists of a whole note chord in the left hand. A first ending bracket labeled '1' spans the first four measures. The second system starts with a boxed '5' and a first ending bracket labeled '1' above the treble staff. The melody is: He was a com - pos - er of much fame. The bass line is empty.

DAY 3: Mozart's Five Names


Notice the R.H. shift at measure 3.

Musical score for Day 3, "Mozart's Five Names". The score is in 4/4 time and consists of one system. The melody starts with a treble clef and a dynamic marking of *mf*. The melody is: Mo - zart loved to play mu - sic ev - 'ry day. The bass line is empty. A first ending bracket labeled '1' spans the last two measures.

Activity for "Mozart's Five Names". It features a cartoon bass clef saying "I say 4." and a cartoon treble clef saying "I say 5, Mr. Mozart." A speech bubble from a cartoon Mozart says "Circle each **Treble C** for DAY 2 and 3. How many are there?" Below this is a grey box with the text "WHO IS RIGHT? (circle one)".



Can you copy the rhythm for the last two measures of this piece?



DAY 4: Mozart's Five Names

Spot the R.H. shift before you sightread.

DON'T PRACTICE THIS!

DAY 5: Mozart's Five Names


**DON'T
PRACTICE
THIS!**

Use only R.H. finger 2 to play this song.

Musical notation for the first system. Treble clef, 4/4 time signature. The melody consists of quarter notes on G4, A4, B4, and C5. The lyrics are: *mf* This is a pat - tern, this is a pat - tern. Fingerings: 2, 2, 2, 2.

Musical notation for the second system. Treble clef, 4/4 time signature. The melody consists of quarter notes on G4, A4, B4, and C5. The lyrics are: Sight-read notes, sight-read notes, up and down. (2 - 3 - 4). Fingerings: 2, 2, 2, 2.

Musical notation for the third system. Treble clef, 4/4 time signature. The melody consists of quarter notes on G4, A4, B4, and C5. The lyrics are: *p* Now the pat-tern chang-es and steps up and down. (2 - 3 - 4). Fingerings: 2, 2, 2, 2.



DAY 5, Sightreader!
Congratulations!
Keep up the fine work.

Write the **note names**
in the wigs above.

