
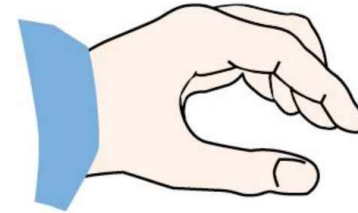


Technique Secret: firm fingertips

Do *Making O's* (p. 5) with your **L.H.** as your daily warm-up.

MON. ___ TUES. ___ WED. ___ THUR. ___ FRI. ___ SAT. ___ SUN. ___

1. On the *closed piano lid*, silently play with firm fingertips. Say finger numbers aloud.
2. Next, play **softly** on the three black keys with firm fingertips.
3. Repeat, playing with a **medium loud tone** (sound).



Firming Up My Fingers
(for L.H.)

Firm - ing up my fin - gers, firm - ing up my fin - gers,

L.H. *(repeated notes)*

firm - ing up my fin - gers with a round - ed hand shape.

L.H.

Lift gently and place hand in your lap.



Super Memory: Can you play *Firming Up My Fingers* by memory on the **LOWEST** three-black-key group?

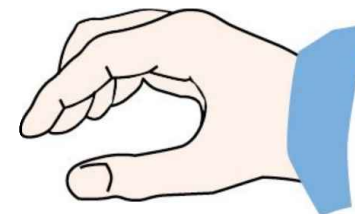
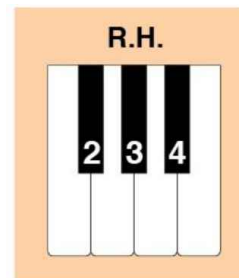


Technique Secret: **firm fingertips**

Do *Making O's* (p. 5) with your **R.H.** as your daily warm-up.

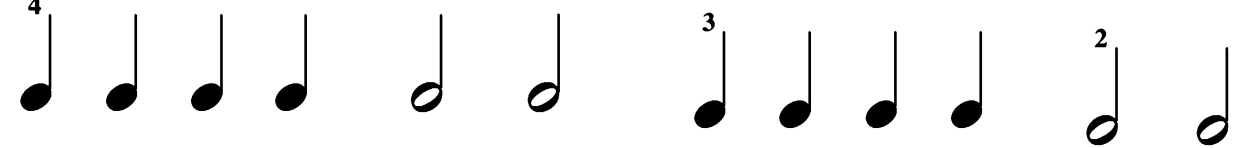
MON. ___ TUES. ___ WED. ___ THUR. ___ FRI. ___ SAT. ___ SUN. ___

1. On the *closed piano lid*, silently play with firm fingertips. Say finger numbers aloud.
2. Next, play **softly** on the three black keys with firm fingertips.
3. Repeat, playing with a **medium loud tone** (sound).



Firming Up My Fingers (for R.H.)

R.H. 
 Firm - ing up my fin - gers, firm - ing up my fin - gers,

R.H. 
 firm - ing up my fin - gers with a round - ed hand shape.

Lift gently and place hand in your lap.



Super Technique: Can you play *Firming Up My Fingers* hands together?