

# DAY 1: Forest Drums

**DON'T  
PRACTICE  
THIS!**

Notice the starting position for each hand.

1  
5

*p* (half rest) (half rest) (half rest)

5

*mf* 1  
Do you hear a sound in the forest green?

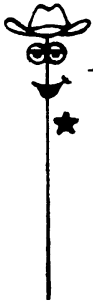
9

1  
Boom, boom, boom, boom, for forest green.

Draw a **half** or **whole** rest on each forest drum.

half rest whole rest half rest


based on Lesson Book p. 33



Write 1 2 3 4 for this rhythm.



## DAY 2: Forest Drums



**DON'T  
PRACTICE  
THIS!**

5

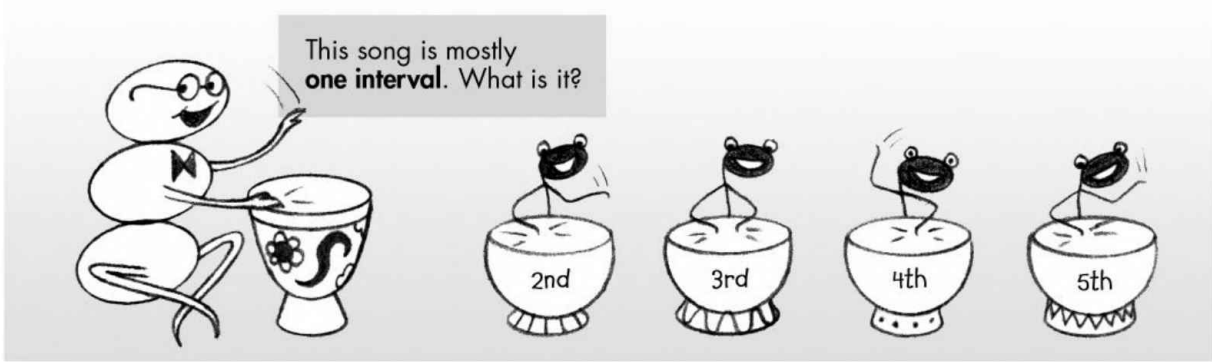
*mf* Boom, boom, boom, boom, for - est drums!

Boom, boom, boom, boom, hear the for - est drums.

## DAY 3: Forest Drums

5

*f* Do you see the for - est drums?  
Can you hear the for - est drums?



## DAY 4: Forest Drums

**DON'T  
PRACTICE  
THIS!**

1

*f* Do you hear the might - y for - est drums?

Detailed description: This system of music is in 4/4 time. The treble clef staff contains a melody starting on middle C, moving up stepwise to G4, then down to E4, and finally to C4. The lyrics 'Do you hear the might - y for - est drums?' are written below the notes. The bass clef staff contains whole rests for all four measures. A dynamic marking of *f* is placed at the beginning.

5

I can hear the might - y for - est drums.

1 3

Detailed description: This system of music is in 4/4 time. The treble clef staff contains whole rests for all four measures. The lyrics 'I can hear the might - y for - est drums.' are written below the staff. The bass clef staff contains a melody starting on middle C, moving up stepwise to G4, then down to E4, and finally to C4. A dynamic marking of *f* is implied from the previous system. Fingerings '1' and '3' are indicated under the first two notes.

9

*p* Far a - way, far a - way, we can hear them call.

Detailed description: This system of music is in 4/4 time. The treble clef staff contains a melody starting on middle C, moving up stepwise to G4, then down to E4, and finally to C4. The lyrics 'Far a - way, far a - way, we can hear them call.' are written below the notes. The bass clef staff contains whole rests for all four measures. A dynamic marking of *p* is placed at the beginning. The system ends with a double bar line and repeat dots.

# DAY 5: Forest Drums

**DON'T  
PRACTICE  
THIS!**

Musical notation for the first system. It consists of a grand staff with a treble clef and a bass clef, both in 4/4 time. The melody is in the treble clef, starting with a forte (*f*) dynamic. The lyrics are: "Lis - ten to the for - est drums. Lis - ten to the drum beat." Above the treble staff, there are three drum icons, each with a '3' above it, indicating a triplet. The bass staff contains a simple accompaniment of quarter notes.

Musical notation for the second system. It consists of a grand staff with a treble clef and a bass clef, both in 4/4 time. The melody is in the treble clef, starting with a square box containing the number '5'. The lyrics are: "For - te rhy - thm sound - ing now, hear the stead - y drum beat." Above the treble staff, there are four drum icons. The bass staff contains a simple accompaniment of quarter notes.

Musical notation for the third system. It consists of a grand staff with a treble clef and a bass clef, both in 4/4 time. The melody is in the treble clef, starting with a piano (*p*) dynamic. The lyrics are: "Boom, boom, boom, boom, *p* hear the drum sound." Above the treble staff, there are three drum icons, each with a '3' above it, indicating a triplet. The bass staff contains a simple accompaniment of quarter notes. At the end of the system, there are repeat signs.



Write the **note names** in the drums above.